




NABAT GROUP



www.nabat.com.tr

Polyamide Thermal Breaks

**Insulation Solutions For
Windows, Doors, and Facades.**







About Us.



NABAT GROUP LTD is manufacturing Polyamide & PVC Thermal Breaks for solutions at windows, doors and facades profiles. Aluminium is massively used in the manufacturing of profiles for the building and construction industry in windows and door systems.

A thermal break or thermal barrier is a material of low thermal conductivity placed in an assembly to reduce or prevent the flow of thermal energy between conductive materials. Polyamide material is the most popular material for thermal break. Thermal insulating profiles made of polyamide PA 66 GF25% (glass fiber reinforced polyamide) have significant advantages.



NABAT GROUP
www.nabat.com.tr



Polyamide Thermal Breaks

Insulation Solutions For Windows, Doors, and Facades.

Aluminium systems are weather-resistant, light and yet stable – but also have a high thermal conduction capacity. Polyamide thermal breaks minimize this heat loss and thereby enable particularly low U values. In this way the energy consumption and hence heating and cooling costs can be lowered efficiently.

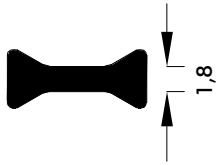
The coefficient of linear thermal expansion (linear elongation coefficient) of the polyamide profiles is equivalent to the aluminum profile. Therefore, the polyamide profile is not subjected to internal stresses after it is pressed to aluminum profile. This is one of the most important advantages of using the polyamide material as a thermal barrier. Secondly, the deflection temperature of the polyamide profiles under load is high. Thirdly, polyamide profiles do not emit toxic gases in case of fire. They are environmentally friendly. In addition, dimensional stability and resistance to chemicals of polyamide thermal barriers are high.

Coloring polyamide heat-insulating barriers and their curing in the oven. One of the most important features of polyamide thermal barriers is that they can be baked, which is a dangerous step in the electrostatic powder coating process.

Composite (with an attached heat-insulating barrier) profiles should be baked at a temperature of 180°C - 200°C for no more than 20 minutes. If this limit is exceeded, the profile is not subject to violations. Also, if this period is exceeded, the likelihood of blistering on the thermal barriers is increased. In addition, profiles must be supported in the middle on horizontal production lines to prevent sagging.

We use only primary raw material, so our company is confident in the high quality. Control of quality of the raw materials used in production is carried out according to the most known standards in branch. For this purpose in the order of firm there is completely equipped laboratory. Forms of all products are developed on modern programs and made in department of production of forms. NABAT GROUP LTD will help you in development and designing of new profiles according to drawings or samples of the customer.

10 MM

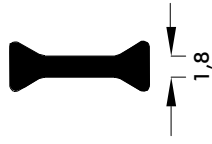


10100

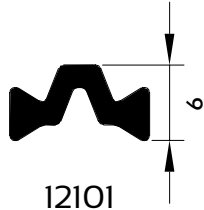


10101

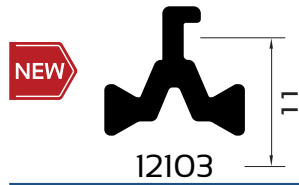
12 MM



12100



12101

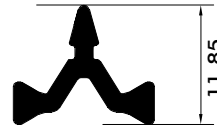


12103

14 MM



14100



14101

14.6 MM

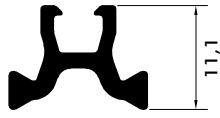


14601

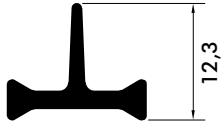
14.8 MM



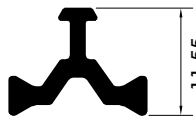
14801



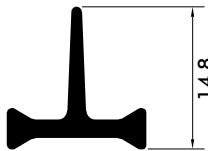
14806



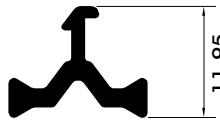
14802



14807



14803



14808



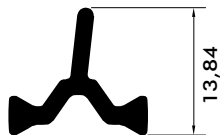
14804



14809



14805



14810

15 MM

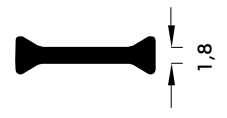


15100

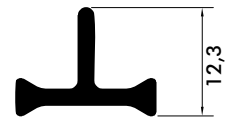


15101

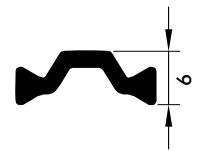
16 MM



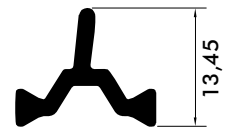
16100




16101



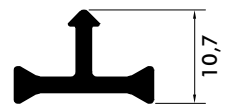
16102



16103



16104



16105



16106



16107

17 MM

17.8 MM

18 MM



17100



17801



18100



18104



17101



17802



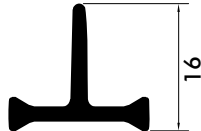
18101



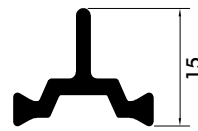
18105



17102



17803



18102



18106



17804



18103

18.6 MM

20 MM



18601



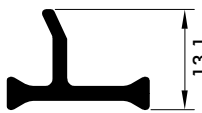
20100



20107



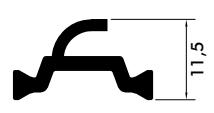
20114



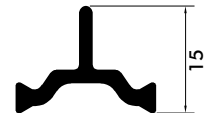
18602



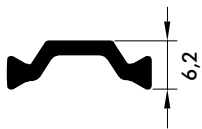
20101



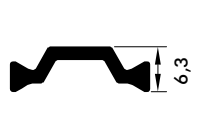
20108



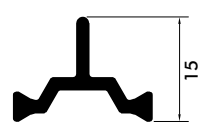
20115



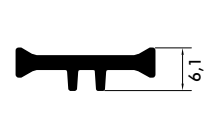
18603



20102



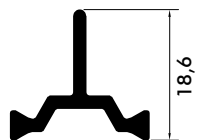
20109



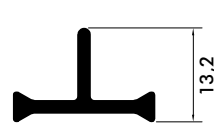
20116



18604



20103



20110



20117



20104



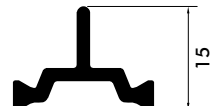
20111



20118



20105



20112



20106



20113

21.6 MM



21601

22 MM



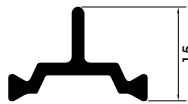
22100



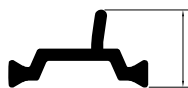
22101



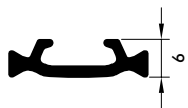
22102



22103



22104



22105

24 MM



24100



24101



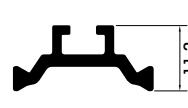
24102



24103



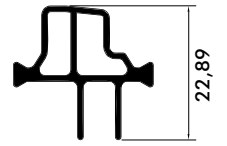
24104



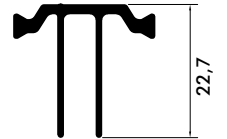
24105



24106



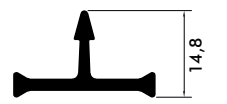
24107



24108



24109



24110



24111



24112

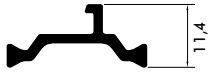


24113

24 MM

25 MM

26 MM



24114



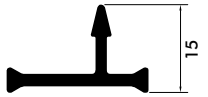
24121



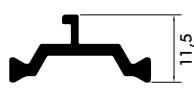
25100



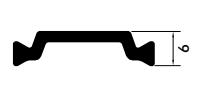
26100



24115



24122



25101



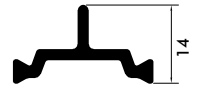
26101



24116



24123



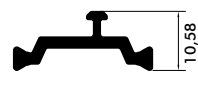
25102



26102



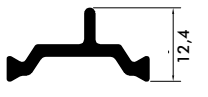
24117



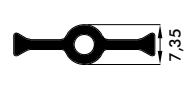
25103



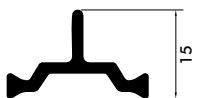
26103



24118



26104



24119



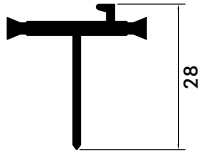
26105



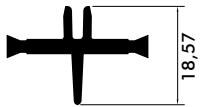
24120



26.8 MM



26810



26811



26812

27 MM



27100



27101



27102



27103

28 MM



28100



28101



28102



28103



28104



28105

NEW



28115

28.8 MM



28810

30 MM



30100



30101



30102



30103



30104



30105

32 MM



32100



32101



32102



32103



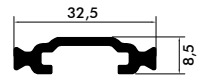
32104



32105



32106



32107

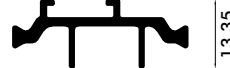
34 MM



34100



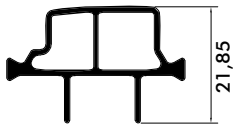
34107



34114



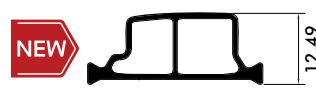
34121



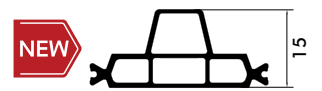
34101



34108



34115



34122



34102



34109



34116



34123



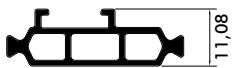
34103



34110



34117



34104



34111



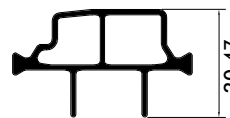
34118



34105



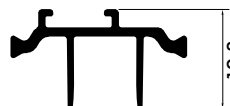
34112



34119



34106



34113



34120

35 MM



35100

36 MM



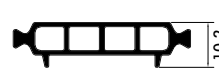
36100

38 MM



38100

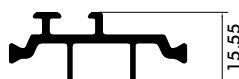
39 MM



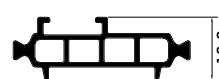
39100



35101



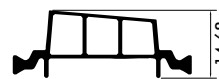
38101



39101



35102




39102



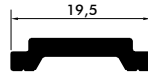
39103

OPERATING RODS

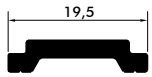
19.5 MM



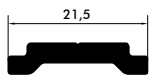
T001



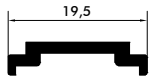
T002



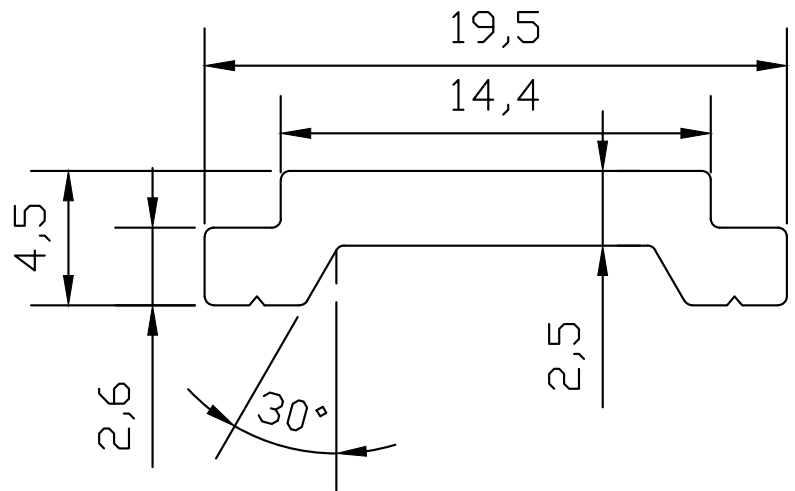
T002



T003




T004

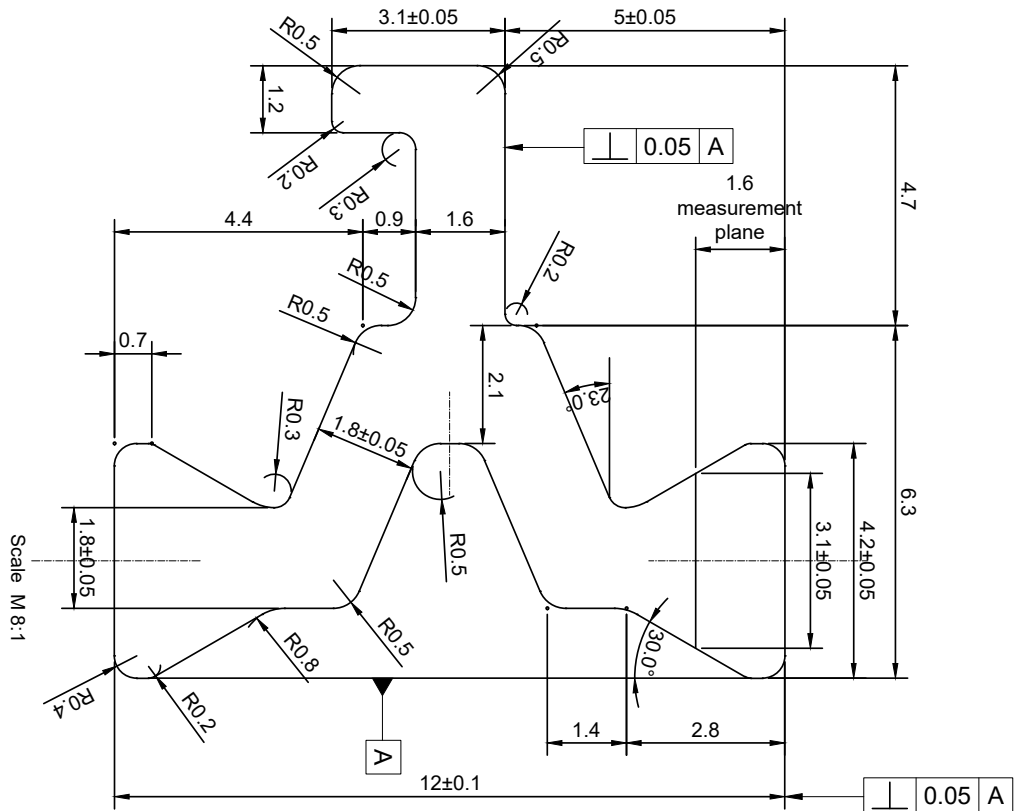


12 MM

NEW



12103



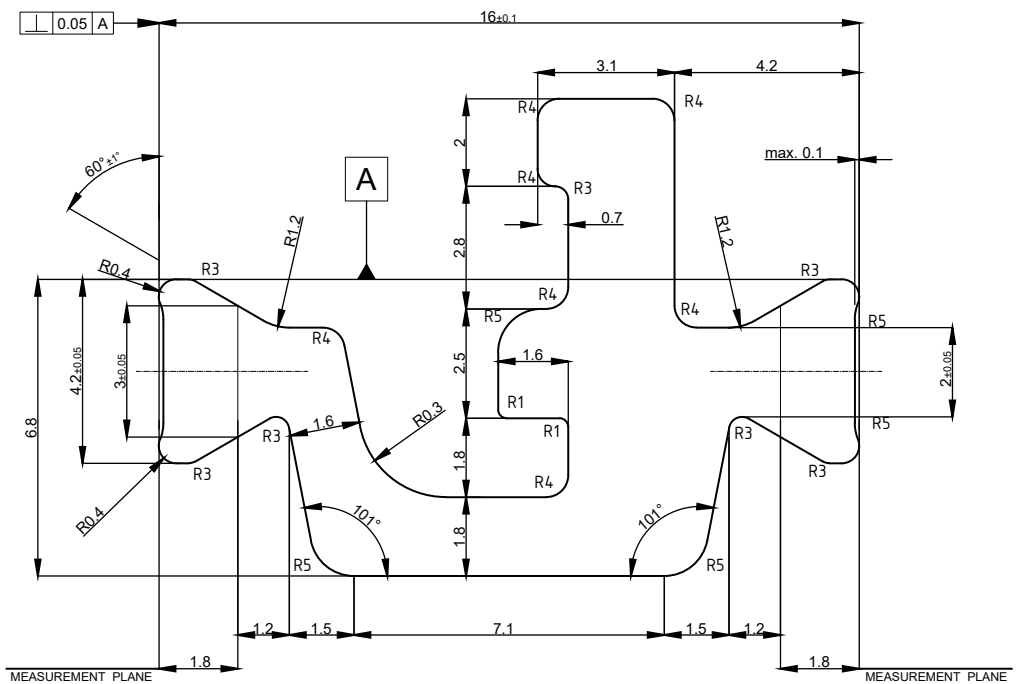
16 MM

NEW



16107

Scale M 8:1

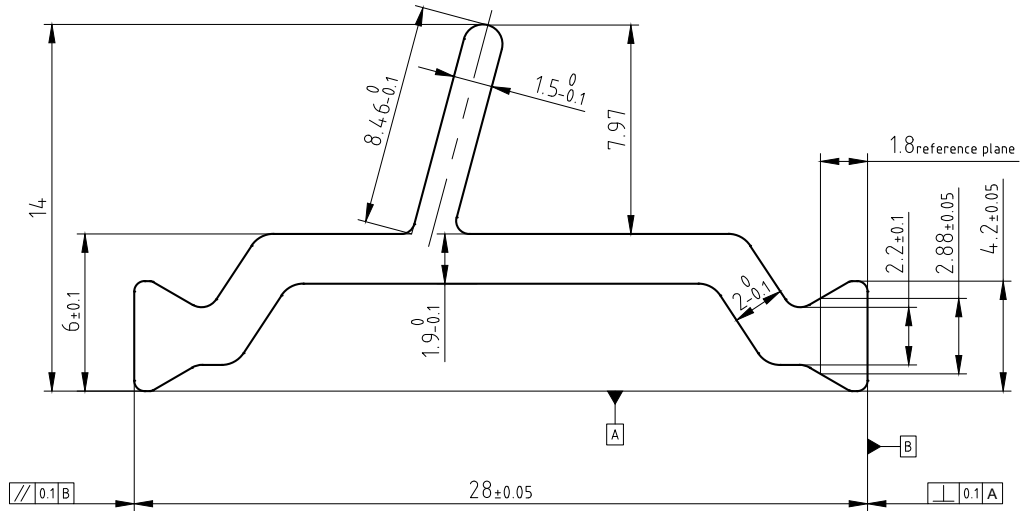


28 MM

NEW



28115

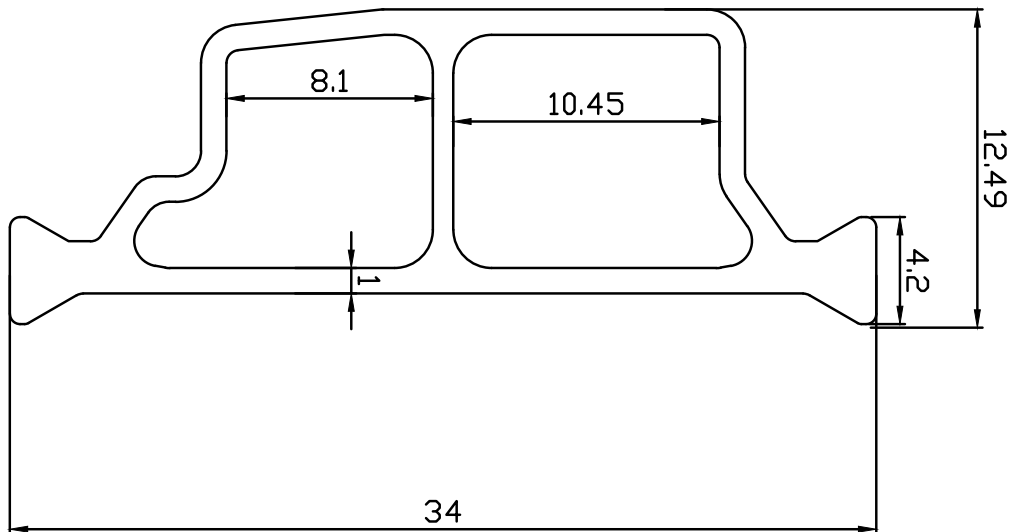


34 MM

NEW



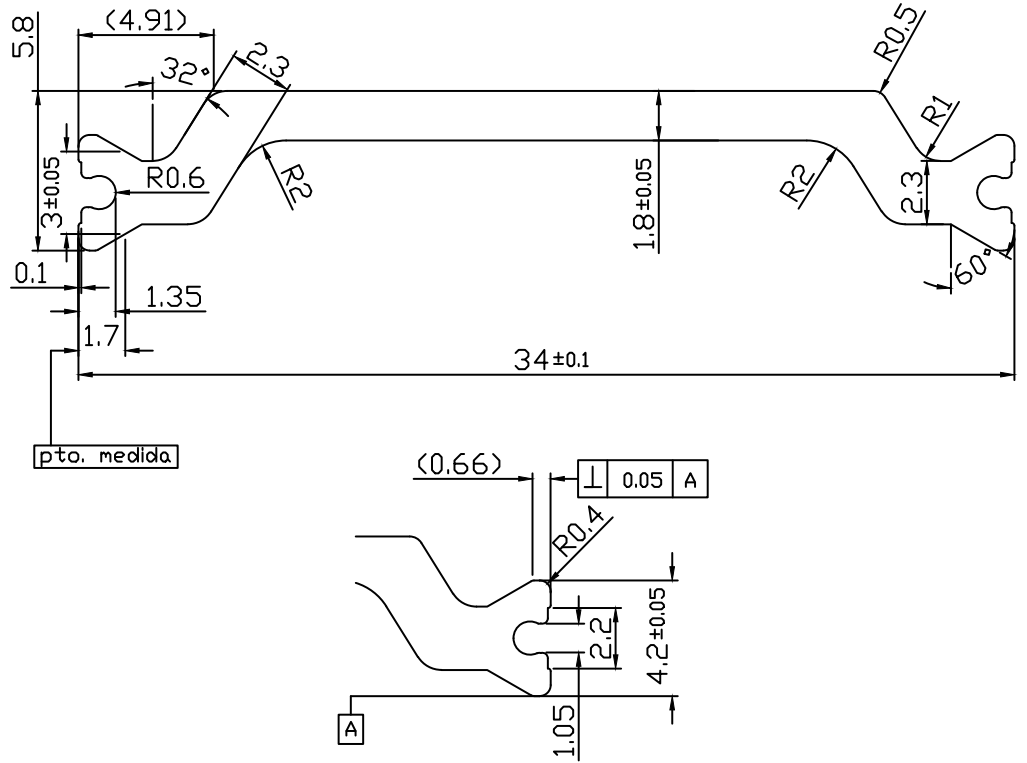
34115



34 MM



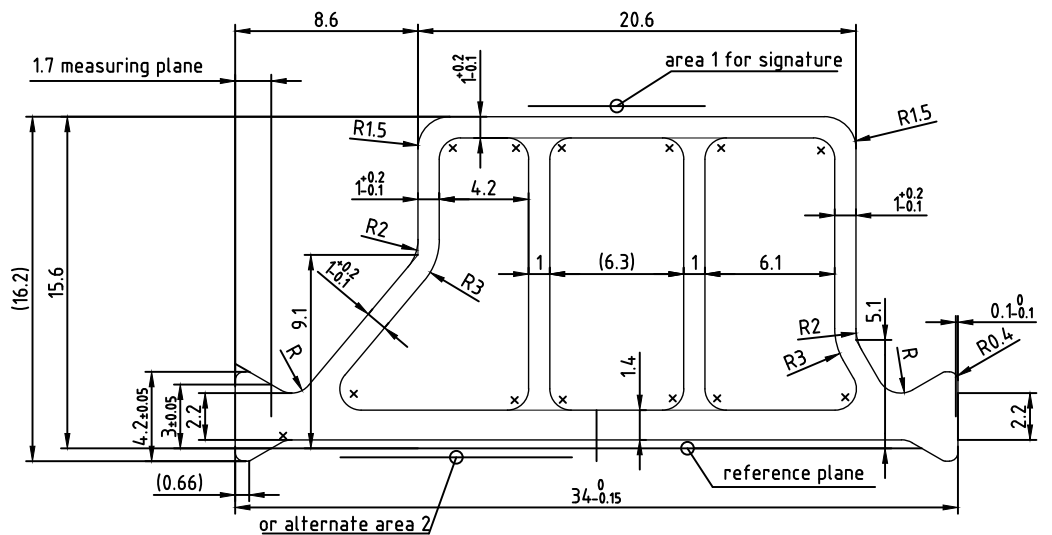
34116



34 MM



34120

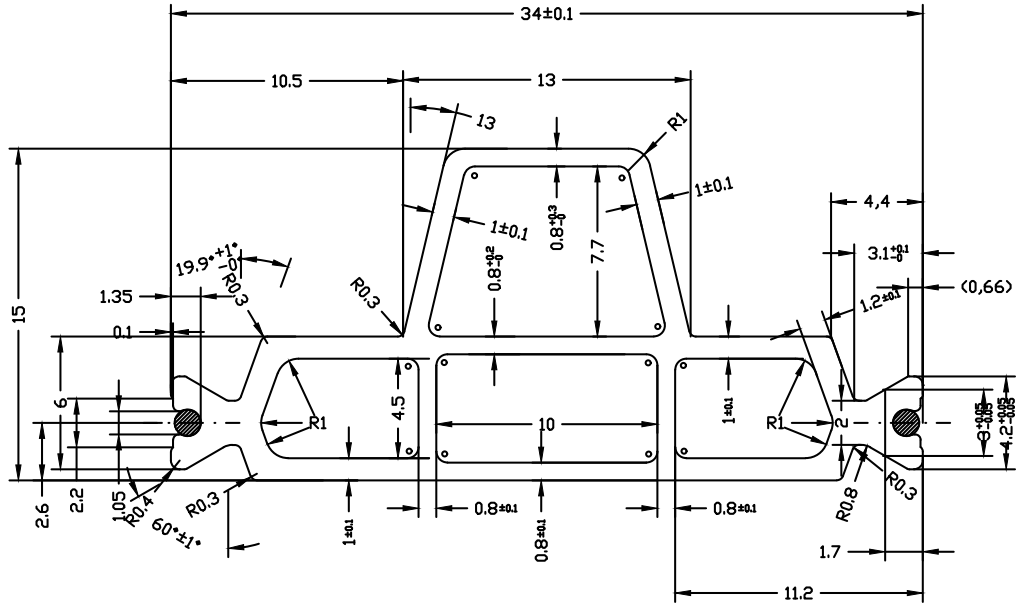


34 MM

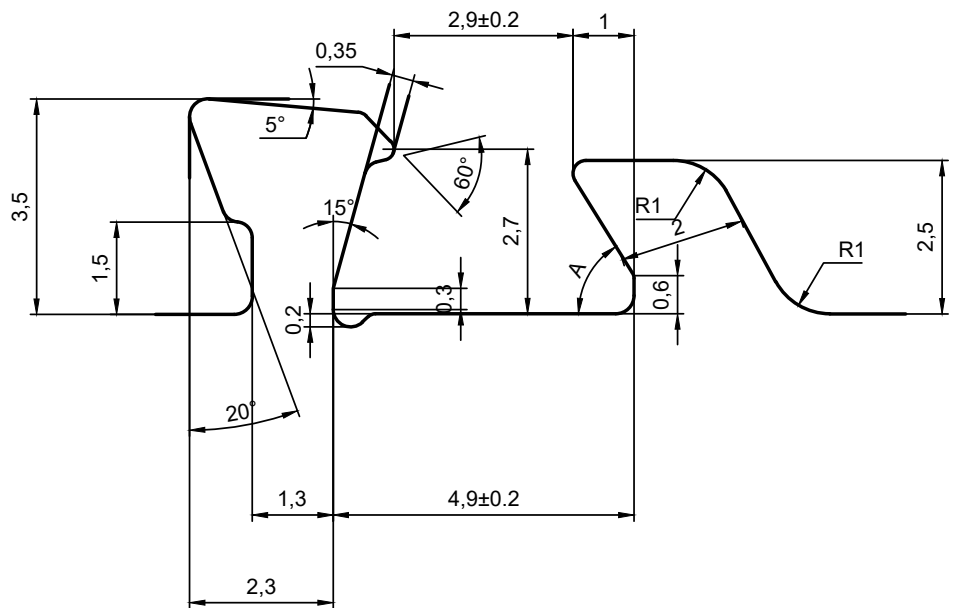
NEW



34122



Aluminium Groove



Material Data Sheet

Standard Polyamide 66, 25% Glass Fibre Content Properties

Properties	Standard	Unit	Samples taken from the extruded profile		Injected-moulded samples
			Dry ⁽¹⁾	Humidity Equilibrium ⁽²⁾	Dry ⁽¹⁾
Melting temperature	EN ISO 11357	°C	min. 250	min. 250	min. 250
Density	EN ISO 1183-1	g/cm ³	1.3 ± 0,05	1.3 ± 0,05	1.3 ± 0,05
Glass fibre content	EN ISO 1172	% weight	25 ± 2.5	25 ± 2.5	25 ± 2.5
Shore hardness D	EN ISO 868	-	min.82 ± 4	78 ± 4	82 ± 4
Impact strength	EN ISO 179-1	Kj/m ²	min. 30 or w.b.	min. 40 or without break	min. 35
Tensile strength	EN ISO 527	N/mm ²	min. 80	min. 50	min. 110
Young's modulus	EN ISO 527	N/mm ²	min. 4500	min. 2500	min. 6000
Elongation at break	EN ISO 527	%	min. 3	min. 6	min. 3
Thermal conductivity	DIN 52612		~0,3 W/m.K		
Heat resistance in oven			220°C/15 min.		
Resistance in alcali and acid			85°C /15 min.		

¹ Water content less than 0,2% by weight

² Humidity Equilibrium: Conditioning acc. to EN ISO 1110 (23°C / 50%)

It is not intended to assure legally binding or to guarantee the nature of the products, the trade capability of the products and the suitability for a certain use. We reserve the right of technical alterations.

Certificate



PA66 GF25%

PA66 GF25%

PA66 GF25%

PA66 GF25%

PA66 GF25%

PA66 GF25%

PA66 GF25%

PA66 GF25%

PA66 GF25%

PA66 GF25%

PA66 GF25%

PA66 GF25%

PA66 GF25%

PA66 GF25%

PA66 GF25%

PA66 GF25%

PA66 GF25%

PA66 GF25%

PA66 GF25%

PA66 GF25%

PA66 GF25%

PA66 GF25%

PA66 GF25%

PA66 GF25%

PA66 GF25%

PA66 GF25%

PA66 GF25%

PA66 GF25%

PA66 GF25%

PA66 GF25%

PA66 GF25%

PA66 GF25%

PA66 GF25%

PA66 GF25%

PA66 GF25%

PA66 GF25%

PA66 GF25%

PA66 GF25%

PA66 GF25%

PA66 GF25%

www.nabat.com.tr

PA66 GF25%

PA66 GF25%

PA66 GF25%

PA66 GF25%

PA66 GF25%

PA66 GF25%

PA66 GF25%

PA66 GF25%

PA66 GF25%

PA66 GF25%

PA66 GF25%

PA66 GF25%

PA66 GF25%

PA66 GF25%

PA66 GF25%

PA66 GF25%

PA66 GF25%

PA66 GF25%

PA66 GF25%

PA66 GF25%

PA66 GF25%

PA66 GF25%

PA66 GF25%

PA66 GF25%

PA66 GF25%

PA66 GF25%

PA66 GF25%

PA66 GF25%

PA66 GF25%

PA66 GF25%

PA66 GF25%

PA66 GF25%

PA66 GF25%

PA66 GF25%

PA66 GF25%

PA66 GF25%

PA66 GF25%

PA66 GF25%

PA66 GF25%

PA66 GF25%

Contact Us

Merkez / Head Office

Altınşehir Mah. Ahmet Taner Kışlalı
Bulvarı 163. Sokak No: 11 B Blok
Kat: 4 No: 50 Elite Office 16335
Nilüfer / BURSA / TURKEY

+90 224 452 77 84
+90 224 452 77 85

İstanbul Şube / Branch

Talatpaşa Mah. Pazaryolu Cad.
Sedai İş Merkezi No: 2/67 34510
Esenyurt / İSTANBUL / TURKEY

+90 212 699 84 67

Fabrika / Factory

Yenice Organize Sanayi (Yenice OSB)
Yeniceköy Mah. 619. Sk. No: 14
16335 İnegöl / BURSA / TURKEY

nabat@nabat.com.tr

www.nabat.com.tr



NABAT GROUP